



UNIT 11 | SESSION 3

## GOD MADE A COVENANT WITH DAVID

2 SAMUEL 6-7

### **CHRIST CONNECTION:**

God promised that future kings of Israel would come from David's family. God kept His promise. God sent His Son, Jesus. Jesus will be King over God's people forever.

### **BIG PICTURE QUESTION:**

What is grace? Grace is when God gives us something good even when we do not deserve it.

### **KEY PASSAGE PHRASE:**

God forgives our wrong choices. Ephesians 1:7



YOUR HEART TO TEACH



## LEADER Bible Study

David is described in the Bible as a man after God’s own heart (1 Sam. 13:14). Though at times David showed the depth of his depravity, he also demonstrated a love for God that was radical. In 2 Samuel 6, we see this take the form of David dancing with all of his might before the Lord.

There was much external evidence of David’s love for God, including his praising and rejoicing, dancing, and playing instruments. We also see in David’s life a depth of love for God as evidenced in the way that he prayed.

In 2 Samuel 7:18, after David heard from the Lord through Nathan, we find the beginning of an incredibly humble prayer of thanksgiving to God. David’s first response to the great things that God had promised Him was to say, “Who am I, Lord GOD, and what is my house that you have brought me this far?”

David didn’t stand up taller or display an attitude that suggested he deserved God’s blessing. He actually did just the opposite of that. David recognized that he simply didn’t deserve the good things that God had done and had promised to do.

When you think about God’s great work in your life or when you read His Word and recall His precious and very great

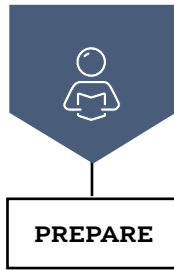
promises, what is your response? Do you find yourself believing you deserve it and wishing there was more, or do you rightfully understand that God alone has brought you this far, leading you to respond in praise and thanksgiving?

This week, take the time to remember some of the great things that God has done in your life, how He saved you and others in your life. Remember how He has given you victory over sin. Remember the things you’ve seen God do in the lives of friends and family members.

Humbly thank God for what He’s done, and boldly ask Him to continue to work—not because you deserve it but because you desire to see, know, and love God more.

### PEOPLE TO KNOW

**Nathan:** prophet in royal court during reign of David and early years of Solomon. The name *Nathan* means “gift of God.”



## YOUR HEART TO TEACH

### GATHER Supplies

Keep a supply of the following items available during all teaching sessions: Allergy Alert, Bibles, washable markers, crayons, scissors (adult use), blunt-tipped scissors, construction paper, copy paper, glue sticks, glue, tape, baby dolls, blocks, play dough, and a beanbag.



#### WELCOME

##### Decorate a mural with markers

- Big Picture Question Poster
- large pieces of paper, 2, used in “Decorate a mural with stickers” in previous sessions (keep to use throughout the unit)



#### LEARN

##### Bring a family together

- people figures, at least 1 per child

##### Remember God’s covenant

- plastic toy tool

##### Say the key passage phrase with a low voice

- Key Passage Phrase Marker



#### LOVE

##### Create play dough people

- unsharpened pencils (optional)
- people-shape cookie cutters (optional)

##### Build a palace

- plastic interlocking blocks

##### Explore tools

- plastic toy tools
- photographs of the types of tools represented with the plastic toy tools



#### LIVE

##### Create a family collage

- pictures of people and families cut out from magazines, catalogs, and store ads
- magazines and catalogs (optional)

##### Make pretend phone calls to friends

- play telephones

##### Snack and transition

- snacks
- Activity Page, 1 per child



#### BONUS

##### Gather tools

- plastic toy tools used in “Explore tools,” 1 per child

##### Say the key passage phrase with a high voice

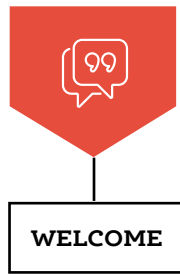
- Key Passage Phrase Marker

##### Build a tabernacle

- blanket or large sheet bedsheet
- Bible Story Picture

##### Play with a doll house

- people figures
- doll house



Provide as many learning activities as possible from the *Love and Live* sections to give preschoolers choices to learn. Incorporate the Bible story, the Christ connection, and key passage phrase in your conversation as the preschoolers engage in learning activities throughout the session.

## WELCOME

Use the following activity to greet children as they enter the classroom. Talk about the big picture question and answer. After each child completes the welcome activity, encourage him to participate in the activities provided from the *Love and Live* sections of the leader guide.

### DECORATE A MURAL WITH MARKERS

Post the big picture question poster near the entrance to the classroom. Post the mural from “Decorate a mural with stickers” used in the previous session to the wall at the preschoolers’ eye level. Reveal the letter A, while covering the letters C, E with the other large piece of paper. Place washable markers near the mural. Greet preschoolers as they enter the room. Encourage them to decorate the letter A with the markers. Keep the mural to be used each week throughout the unit.

**SAY** “ I am so glad that you are at church today. We are decorating the letter A with markers. The letter A is the third letter in the word grace. Grace is God’s love that we do not deserve. [Point to the big picture question poster.] In today’s Bible story, we learn that God promised David that future kings would come from his family. David prayed to God and told him that he did not deserve all the things God had done for him. God showed David grace. ”

Transition from **WELCOME** to **LEARN**





## THE STORY OF THE GOSPEL

# LEARN the Bible Story

### 1 BRING A FAMILY TOGETHER

Place people figures throughout the classroom, at least one for each child. Encourage preschoolers to find the people and bring them to the group time area. Place the people figures together to make a family.

**SAY** “ We found the people figures and brought them together as a family. In our story today, David wanted to build God a temple, but God told David that would be a job for his son. God promised David that future kings would be in David’s family. ”

### 2 TELL THE BIBLE STORY

Open your Bible to 2 Samuel 6–7. Tell the Bible story using the provided story below.

#### GOD MADE A COVENANT WITH DAVID

**SAY** “ God chose David to be king of Israel. As king, David lived in a beautiful palace. One day, David was talking with Nathan the prophet. “I live in a nice palace,” David said, “but the ark of God sits inside a tent!”

Nathan said, “God is with you. Do what you want!” But that night, God talked to Nathan. God told Nathan what to say to David.

God said: “David, are you going to build a house for Me? I brought My people out of Egypt. The whole time I have been with them, My house has been a tent. Did I ever ask anyone to build a temple for Me?”

“You used to be a shepherd, but I made you a king. I helped you win battles, and now there is no more fighting. One day, your son will be a strong king. He will build a house for Me. I will love him, and I will never leave him. Then, his son will be king. The king will always be someone in your family.”

Nathan told David what God said. David prayed: “God, I do not deserve anything You have done for me, and You promise to do so much more! You are so great! There is no one like You!” ”

Christ Connection: God promised that future kings of Israel would come from David’s family. God kept His promise. God sent His Son, Jesus. Jesus will be King over God’s people forever.



## THE STORY OF THE GOSPEL

### 3 REMEMBER GOD'S COVENANT

Pass a play tool around to each child as you encourage him to tell you something he remembers from the story. Answers may include: “David was king; David wanted to build God a temple; God said that David’s son would build the temple; future kings of Israel would come from David’s family.” Assist preschoolers as needed.

**SAY** “God promised that future kings of Israel would come from David’s family. God kept His promise. God sent His Son, Jesus. Jesus will be King over God’s people forever.”

### 4 SING A SONG

Sing the song to the familiar tune of “For He’s a Jolly Good Fellow.”

“God forgives our wrong choices.  
God forgives our wrong choices.  
God forgives our wrong choices.  
Ephesians 1:7”

### 5 SAY THE KEY PASSAGE PHRASE WITH A LOW VOICE

Place the key passage phrase marker in your Bible at Ephesians 1:7. Invite a child to open your Bible to the key passage phrase. Encourage preschoolers to use a low-pitched or deep voice as they say the key passage phrase with you.

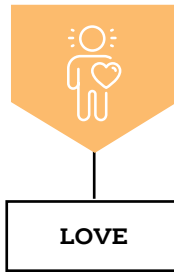
**SAY** “God forgives our wrong choices when we ask. David knew he did not deserve anything God had done for him. God forgave David’s wrong choices, and He forgives our wrong choices too.”

### 6 PRAY

Pray, thanking God for keeping His promise to David and sending Jesus as King over God’s people forever.

Transition from **LEARN** to **LOVE**





## THE GOD OF THE GOSPEL

# LOVE God because of what we learned

### 1 CREATE PLAY DOUGH PEOPLE



Place play dough on a table. Demonstrate for preschoolers how to use the play dough to make people. Assist preschoolers if needed to make the heads, bodies, arms, and legs. Consider using unsharpened pencils to make impressions and add details such as eyes, noses, and mouths to the people, along with decorations and patterns to their clothes. Suggest children work together to create a family with all the different people. To simplify the activity, provide people-shape cookie cutters for preschoolers to use.

**SAY** “ God told David that one day his son would be king. Then, his son would be king after him. God said future kings would come from David’s family. God kept His promise. God sent His Son, Jesus. Jesus is the King over God’s people forever. ”

### 2 BUILD A PALACE

Place plastic interlocking blocks in the block area. Suggest that preschoolers use the blocks to build a palace. Encourage boys and girls to work together to build a large structure.

**SAY** “ I like the palace you built. Tell me about the different rooms. God chose David to be king of Israel. As king, David lived in a beautiful palace. Would you like to live in a palace? David told Nathan, ‘I live in a nice palace, but the ark of God sits inside a tent.’ David wanted to build God a temple. God told David that He did not want David to build a temple for Him. That would be a job for David’s son. David was happy that his son would be the one to build the temple. God promised that future kings of Israel would come from David’s family. God kept His promise. God sent His Son, Jesus. Jesus will be King over God’s people forever. ”

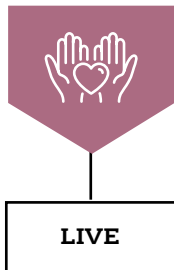
### 3 EXPLORE TOOLS

Before the session, print photographs of a variety of tools or have photographs readily available on your smart phone or tablet. Provide a variety of play tools for preschoolers to explore in the classroom. Encourage preschoolers to match the play tool with a photograph of the tool. Talk about what each tool is used for as children explore them. Encourage preschoolers to use the tools to pretend to repair furniture and other fixtures in the classroom.

**SAY** “ What would you build if you could build anything? Would you want it to be big or small? Would you build it for yourself or someone else? David wanted to build God a temple. God said, ‘I brought My people out of Egypt. The whole time I have been with them, My house has been a tent. I did not ask anyone to build a temple for Me.’ God told David that his son would be the one to build Him a temple. God promised that future kings would be in David’s family. ”

Transition from **LOVE** to **LIVE**





## THE MISSION OF THE GOSPEL

### **LIVE** for God out of love

#### 1 **CREATE A FAMILY COLLAGE**

Cut out pictures of people and families from magazines, catalogs, and store ads. Provide magazines and catalogs for older preschoolers to explore and cut out pictures independently. Place pictures, scissors, glue sticks, and paper on a table. Encourage preschoolers to select and glue pictures of families on their papers. Offer to write the key passage phrase on their papers as well.

**SAY** “ God promised David that future kings would be from his family. His son would be the one to build God a temple one day. God also made another promise. Ephesians 1:7 says that God forgives our wrong choices. ”

#### 2 **MAKE PRETEND PHONE CALLS TO FRIENDS**



Gather play telephones and place them on a table. Suggest they call their friends and tell them that Jesus loves them. Pray for the missionaries who make videos to send to people. Pray for the people who receive the videos to learn about and trust in Jesus.

**SAY** “ Missionaries can use cell phones to send videos to people in their language to tell them about Jesus. Because the videos are in their language, they are able to understand the words and hear about Jesus. We used pretend phones and made pretend calls to our friends today. What would you tell a friend who does not know about Jesus? We can remember to pray for missionaries when we play with our pretend phones. ”

#### 3 **SNACK AND TRANSITION**

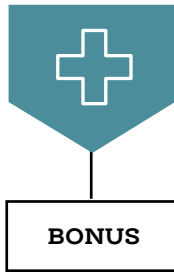


Post an allergy alert. Serve the snack. As children eat, review and talk about the Bible story. When children finish snack, lead them to complete the activity page. As they work, continue talking about the Bible story and emphasize the Christ connection.

**SAY** “ God promised that future kings of Israel would come from David’s family. God kept His promise. God sent His Son, Jesus. Jesus will be King over God’s people forever. ”

Remember to communicate helpful information to the bonus teaching hour leaders. If parents are picking up children at this time, tell them something their child did well during the session. Distribute the big picture cards for families. Encourage parents to engage with the family discussion starters and family activities during the week.





## TEACHING HOUR

# **BONUS** Teaching Hour Group Time

### **1 GATHER TOOLS**

Place a variety of play tools around the classroom. Invite preschoolers to find the tools and bring them to group time. Assist children as needed. Remind preschoolers that David wanted to build a temple, but God told David that would be a job for his son.

### **2 TALK ABOUT THE BIBLE STORY**

Open the Bible to 2 Samuel 6–7 and talk about the Bible story using the summarized points below.

#### **GOD MADE A COVENANT WITH DAVID**

- God chose David to be the king of Israel. As king, David lived in a beautiful palace.
- One day, David was talking with Nathan the prophet. “I live in a nice palace,” David said, “but the ark of God sits inside a tent!” Nathan said, “God is with you. Do what you want!”
- But that night, God talked to Nathan. God gave Nathan a different message for David.
- God said: “I did not ask you to build Me a house. You were a shepherd, but I made you a king over My people. Your son will be king after you. He will build My temple. Then, his son will be king. The king will always be someone in your family.”
- Nathan told David what God said.
- David prayed: “God, I do not deserve anything You have done for me, and You promise to do so much more! You are so great! There is no one like You!”

### **3 SING A SONG**

Sing the song to the familiar tune of “For He’s a Jolly Good Fellow.”

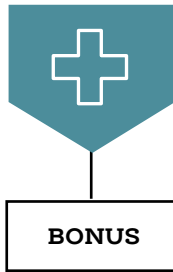
“God forgives our wrong choices.  
God forgives our wrong choices.  
God forgives our wrong choices.  
Ephesians 1:7”

### **4 SAY THE KEY PASSAGE PHRASE WITH A HIGH VOICE**

Place the key passage phrase marker at Ephesians 1:7. Invite a child to open your Bible to the marker. Say the key passage phrase. Invite preschoolers to use a high-pitched voice when repeating the key passage phrase with you. Repeat the key passage phrase several times.

### **5 PRAY**

Pray, praising God. Tell Him, “You are so great! There is no one like You!”



## TEACHING HOUR

# BONUS Teaching Hour Activities

### 6 CARE FOR DOLLS



Provide several dolls for preschoolers to care for. Demonstrate how to hold and rock the dolls, as well as how to pretend to feed and dress them. Encourage preschoolers to sing songs to the dolls such as “God Forgives Our Wrong Choices” sung in group time and other familiar songs.

**SAY** “ I like to see you caring for the dolls. Our families love us and care for us. David loved his family. God told David that one day his son would be a strong king. God said He would love him and never leave him. David’s grandson would be a king one day too. God said that future kings would come from David’s family. David prayed: ‘God, I do not deserve anything You have done for me, and You promise to do so much more! You are so great! There is no one like You!’ If you were David, what would you have said in a prayer to God? ”

### 7 BUILD A TABERNACLE

Encourage preschoolers to help you drape a blanket or bedsheet over several chairs or tables in the classroom. Make the tent large enough for several preschoolers to sit inside. Bring Bibles and the Bible story picture into the tent. Assist preschoolers in finding the Bible story in the Bible. For an added option, if the tent is large enough, consider having group time in the tent.

**SAY** “ As king, David lived in a beautiful palace. David told Nathan, ‘I live in a nice palace, but the ark of God sits inside a tent.’ David wanted to build God a temple, but God said He was with His people and His house was a tent. God did not want David to build Him a temple. That would be a job for David’s son, who would also be king one day. ”

### 8 PLAY WITH A DOLL HOUSE

Place a doll house and a variety of people figures out for preschoolers to use. Encourage preschoolers to create families with the people figures. Demonstrate ways family members care for one another and activities they might do together.

**SAY** “ Who are some of the people in your family? What do you like to do together? Do you like spending time with each other? David had a family. God promised that future kings would be in David’s family. David was happy to know this. He told God, ‘I do not deserve anything You have done for me, and You promise to do so much more!’ God kept His promise. God sent His Son, Jesus. Jesus will be King over God’s people forever. ”

Release preschoolers to parents according to your church’s security procedure. Tell them something that their child enjoyed doing or did well during the session.