



UNIT 6 | SESSION 1

THE PEOPLE DIDN'T GO INTO THE LAND

NUMBERS 13-14

CHRIST CONNECTION:

The Israelites did not obey God because they did not trust Him. Jesus always trusted God. When we trust in Jesus, God forgives our sin.

BIG PICTURE QUESTION:

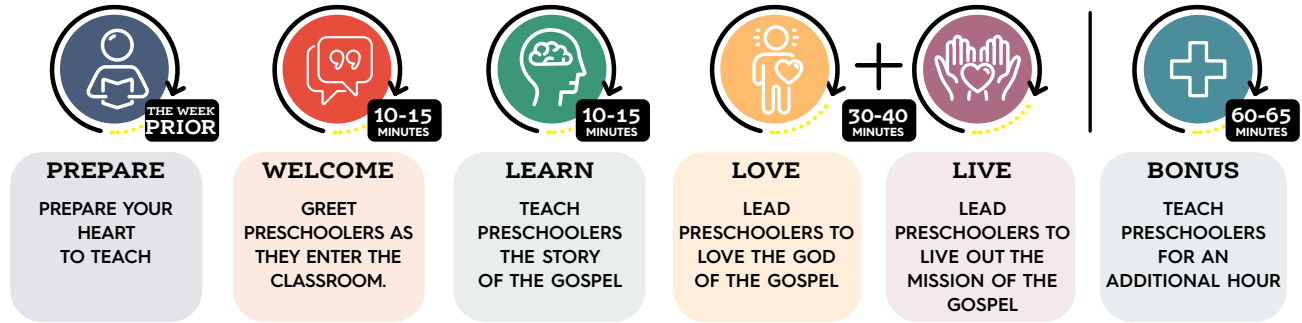
What is God like? There is no one like God. He is perfect, good, and loving.

KEY PASSAGE PHRASE:

We praise the one true God. He does wonderful things. Exodus 15:11



YOUR HEART TO TEACH



LEADER Bible Study

If you've ever bought a house, you likely know that even the "most perfect" house really isn't perfect. There seems to always be some compromise that must be made: location, yard size, location of a bathroom, school district, price, and so forth. The choice is then ours to make: do we live with the compromises we need to make, or do we pass on the house—no matter how perfect it is in other ways—and keep looking?

When the Israelites reached the border of the land of Abraham and their ancestors, they sent in twelve men to scout the territory. The report was glowing: The land was amazing—plenty of room and abundant crops. It was perfect in almost every way. There was a concern, and it was a big one: the people living there were scary-big.

Think back to that house you had fallen in love with. You were already imagining what it would be like to live in it. You were deciding where your furniture would go. It seemed too good to be true. But then, you discovered that imperfection, and your hopes and dreams came crashing down. Now magnify that many times over, and you can begin to relate with what the Israelites must have felt like in that moment. Now where would they go? What would they do?

The tragedy of this account is not found in

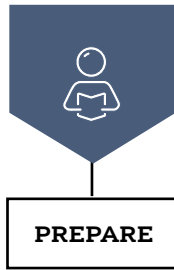
what the people felt in that moment; rather, it is found in their failure to recognize that the land was indeed perfect in every way. There was no drawback or compromise. The people living there were inconsequential.

Why? Because this was the land of promise—of God's promise. The same God who had promised this land to them and to their ancestors before them was the same God who had revealed His infinite power in rescuing them from the Egyptians. He was the same God who was with them at that moment. Did they believe the people were too big, or did they believe God was too small?

Joshua, Caleb, and Moses would try to plead with the people to trust in God, but the people refused. Instead of entering the land in faith, they turned from the land in fear. Not one of the adults of that generation, except Joshua and Caleb, would step foot into that land. Instead, they were forced to wander in the wilderness of judgment because of their rebellion against God. That is the tragedy of this account.

TIMELINE

- c. 1446–1445 B.C.:** God gave Moses His law at Mount Sinai.
- c. 1444 B.C.:** Spies scout the promised land.
- c. 1405 B.C.:** Moses died at the age of 120.
- c. 1404 B.C.:** Joshua led Israel into the promised land.



YOUR HEART TO TEACH

GATHER Supplies

Keep a supply of the following items available during all teaching sessions: Allergy Alert, Bibles, washable markers, crayons, scissors (adult use), blunt-tipped scissors, construction paper, copy paper, glue sticks, glue, tape, baby dolls, blocks, play dough, and a beanbag.



WELCOME

Find the people

- sand table or large plastic under the bed container (keep to use in Unit 6, sessions 2-4)
- sand, rice, or shredded paper
- "Twelve Men" printable, 1 copy (2 pages)
- Big Picture Question Poster



LEARN

Count to twelve and review

- Bible Story Picture

Learn the key passage phrase

- Key Passage Phrase Marker



LOVE

Look for nature items

- magazines with pictures of plants, animals, and nature items (optional)

Create land areas

- green, blue, and brown tablecloths or pieces of cloth
- artificial greenery
- "Twelve Men" printable, 1 copy (2 pages)

Paint with apples

- apples
- knife (for teacher use)
- paper plates
- paper towels
- red, green, and yellow tempera paint



LIVE

Compare large and small items

- pairs of large and small items such as pine cones, leaves, blocks, dolls, and so on
- simple scale
- yardstick
- wire hanger (optional)
- 2 empty margarine tubs (optional)

Create a door hanger

- "Door Hanger" printable, 1 hanger per child
- stickers
- heavyweight paper

Snack and transition

- snacks
- Activity Page, 1 per child



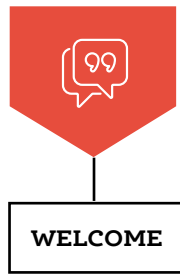
BONUS

Graph your favorite fruit

- large sheet of paper

Make an obstacle course

- chairs
- tables
- masking tape
- ball



Provide as many learning activities as possible from the *Love* and *Live* sections to give preschoolers choices to learn. Incorporate the Bible story, the Christ connection, and key passage phrase in your conversation as the preschoolers engage in learning activities throughout the session.

WELCOME

Use the following activity to greet children as they enter the classroom. Talk about the big picture question and answer. After each child completes the welcome activity, encourage him to participate in the activities provided from the *Love* and *Live* sections of the leader guide.

FIND THE PEOPLE



Print and cut out the men on the “Twelve Men” printable. Fill a sand table or a large plastic container with sand, rice, or shredded paper. Post an allergy alert if sand or rice is used. Consider asking the first few children who arrive to color the twelve men figures before hiding them in the container. Hide the twelve men from the printable under the sand, rice, or shredded paper. Greet each child at the classroom door as he enters. Show preschoolers the big picture question poster. Encourage children to work together to find the hidden men. When all twelve men are found, put them in order by their number, count them together, and encourage the children to hide them again so other children can find them. Keep the container with sand, rice, or shredded paper to be used in the following sessions in this unit.

SAY “ God told Moses to send some men into the promised land. Moses chose twelve men. The men went into the land to explore so they could tell the other people what the land was like. They saw people, and they also gathered fruits. Most of the men were scared when they saw the strong people in the cities. Joshua and Caleb told them God wanted them to go into the land and not to be afraid because God would be with them. The Israelites did not obey God because they did not trust Him. God is perfect, good, and loving and we can trust Him. ”

Transition from **WELCOME** to **LEARN**





LEARN

THE STORY OF THE GOSPEL

LEARN the Bible Story

1 PRETEND TO EXPLORE

As the children come to group time, encourage them to pretend to explore the land around them. Guide them to put a hand over their eyes and look around the room. Name things they could look for such as a blue chair or a window. Send a child to the window to look out and describe what he sees.

SAY “ The men in the Bible story today explored a new land and told the other people what they saw. They knew that God was leading them to a new home called the promised land. They knew God had taken care of them on their long trip. Let’s listen to the Bible story and hear what happened next. ”

2 TELL THE BIBLE STORY

Open your Bible to Numbers 13-14 and tell the following Bible story.

THE PEOPLE DIDN'T GO INTO THE LAND

SAY “ Moses and the Israelites were almost to the promised land. God told Moses to send some people into the land. So Moses chose 12 men. “Go see what the land is like,” he told them.

So the men went into the land. They walked around for many days. They saw the people and gathered some fruit. Then they went back to tell Moses and the other Israelites what they saw.

“The land is very nice,” they said, “but the people are strong. They live in big cities.”

Most of the men were scared. But two of the men, Joshua and Caleb, said, “God wants us to go into the land. Do not be afraid of the people in the land. God is with us!”

God wanted His people to trust Him and obey Him. He told Moses that the Israelites would not go into the promised land. Instead, they would wander in the wilderness. Only Joshua, Caleb, and the Israelites’ children would one day go into the land. ”

Christ Connection: The Israelites did not obey God because they did not trust Him. Jesus always trusted God. When we trust in Jesus, God forgives our sin.



THE STORY OF THE GOSPEL

3 COUNT TO TWELVE AND REVIEW

Show the Bible story picture. Talk about it briefly. Then count children until you get to twelve. (You may need to count the children around the group more than once to get to twelve.) Ask the twelfth child a question about the story or the picture, such as “Who told Moses to send some men into the land?” “What did Moses tell the men to do?” After the child answers the question, count children again until you get to twelve and ask a new question. (You may count the children around the group several times as you review the story.)

SAY “Most of the men were afraid after they explored the land. Caleb and Joshua knew that God wanted them to go into the land, and they told the people, ‘Do not be afraid. God is with us.’ They knew God wanted His people to trust and obey Him. The Israelites did not obey God because they did not trust Him. Jesus always trusted God. When we trust in Jesus, God forgives our sin.”

4 SING A SONG

Sing the song to the familiar tune of “The Farmer in the Dell.”

“We praise the one true God,
We praise the one true God.
He’s perfect, good, and loving.
We praise the one true God.”

5 LEARN THE KEY PASSAGE PHRASE

Place the key passage phrase marker at Exodus 15:11. Invite a child to open the Bible to the marker. Read the key passage phrase aloud. Invite the children to say it with you. Lead preschoolers to pat their legs in a steady beat as they say the phrase again.

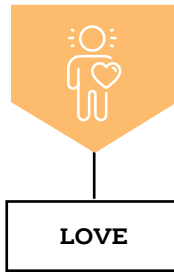
SAY “Moses chose twelve men to explore the land. Only two of the men, Caleb and Joshua, remembered that God is the one true God and that He does wonderful things. We can remember that God is the one true God and that He does wonderful things.”

6 PRAY

Invite the children to name a wonderful thing and thank God for what He has done. Pray, thanking God, that He takes care of us and does wonderful things for us.

Transition from **LEARN** to **LOVE**





THE GOD OF THE GOSPEL

LOVE God because of what we learned

1 LOOK FOR NATURE ITEMS



While following your church's safety and security procedures, lead preschoolers to walk outside. Guide them to look for things that are growing such as trees, things that are man-made such as cars, and things that are different colors. Say the key passage phrase and explain that we can thank God for the beautiful things we see. If a walk outside is not possible, look out a window, or bring magazines with pictures of plants and nature items.

SAY “ The twelve men went into the promised land to explore. They walked around for many days and came back to tell what they had seen. They said the land was very nice, but they were afraid of the strong people in the cities. Only Joshua and Caleb said, ‘God wants us to go into the land. Do not be afraid of the people in the land. God is with us!’ God wanted His people to trust Him. The Israelites did not obey God because they did not trust Him. ”

2 CREATE LAND AREAS

Print the “Twelve Men” printable and cut apart the cards. Place green, blue, and brown tablecloths or pieces of cloth near the blocks. Add artificial greenery and the people from the “Twelve Men” printable. Encourage children to spread out the pieces of cloth to make land and water. Suggest they might stack blocks under a cloth to create a mountain or build with blocks on the cloth to create a city.

SAY “ You worked to create a city. I see land and water. The brown reminds me of a garden that has not yet begun to grow or a mountain. If you were moving to a new place, what kind of land would you want to see? Moses chose twelve men to go into the city. The men went into the land and came back to tell the rest of God’s people what they had seen. They thought the land was very nice, but some were afraid when they saw cities with strong people. ”

3 PAINT WITH APPLES

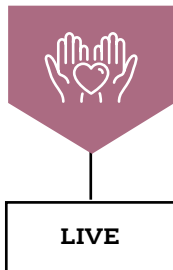


Post an allergy alert. Help children put on smocks. Slice apples in half horizontally and vertically. Look at the seeds visible each way and the shape of each apple. Fold paper towels and place one on each of three paper plates. Pour red paint on one paper towel, green paint on one, and yellow paint on one. Give children paper and guide them to lightly press the cut edge of an apple into a color of paint and then to press it onto their papers to make prints.

SAY “ The men that explored the land saw people and they also gathered fruits. Most of the men were scared when they saw the strong people in the cities. Joshua and Caleb told them God wanted them to go into the land and not to be afraid because God would be with them. The Israelites did not obey God because they did not trust Him. Instead, they would wander in the wilderness. Only Joshua, Caleb, and the Israelites’ children would one day go into the land. We need to trust God like Jesus did. Jesus always trusted God. When we trust in Jesus, God forgives our sin. ”

Transition from **LOVE** to **LIVE**





THE MISSION OF THE GOSPEL

LIVE for God out of love

1 **COMPARE LARGE AND SMALL ITEMS**



Gather several pairs of large and small items such as pine cones, leaves, blocks, dolls, and crayons. Post an allergy alert if items such as pine cones and leaves are used. Use a yardstick and a simple balance scale to compare items. (A scale can be made by hanging two empty margarine tubs from the ends of a coat hanger.) Ask preschoolers which item is larger and which is smaller in each pair. Guide children to measure and weigh the items. Comment that the heaviest item hangs lower on the scale.

SAY “ The block was bigger and weighed more than the crayon. When the men explored the land, they saw the people were bigger and stronger. Some of the men were afraid when they saw cities with strong people. Why do you think some of the men were afraid? They needed to trust God. Our big picture question and answer tells us what God is like. There is no one like God. He is perfect, good, and loving. God had good plans for His people! God has good plans for you too. ”

2 **CREATE A DOOR HANGER**



Print the “Door Hanger” printable on heavyweight paper and cut them out, one for each preschooler. Encourage children to use washable markers and stickers to decorate their door hangers. Show preschoolers how to place a door hanger on a door knob. Tell children they can put their door hangers on a door knob in their homes. When they see them, they can pray for missionaries who tell others about Jesus.

SAY “ There are people who have never heard about Jesus, how much He loves us, or any stories from the Bible. There are people in the world today who have never heard of Jesus. We need more missionaries who will tell people about Jesus. We can pray for missionaries and pray for the people who have never heard of Jesus. ”

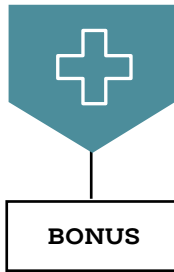
3 **SNACK AND TRANSITION**



Post an allergy alert. Serve the snack. As children eat, review and talk about the Bible story. When children finish snack, lead them to complete the activity page. As they work, continue talking about the Bible story and emphasize the Christ connection.

SAY “ The Israelites did not obey God because they did not trust Him. Jesus always trusted God. When we trust in Jesus, God forgives our sin. ”

Remember to communicate helpful information to the bonus teaching hour leaders. If parents are picking up children at this time, tell them something their child did well during the session. Distribute the big picture cards for families. Encourage parents to engage with the family discussion starters and family activities during the week.



TEACHING HOUR

BONUS Teaching Hour Group Time

1 SHOW ME WITH THUMBS UP OR THUMBS DOWN

Encourage children to come to group time. Ask questions they can answer “yes” with a thumbs up or “no” with a thumbs down. Examples may include: “Are you four?” “Do you have any brothers?” “Can you run fast?” or “Do you like bananas?” Comment that some of the children had different answers than others. Say that some of the twelve men were afraid and some remembered that God cared for them.

2 TALK ABOUT THE BIBLE STORY

Open your Bible to Numbers 13-14 and tell the following Bible story.

THE PEOPLE DIDN'T GO INTO THE LAND

- God's people were near the promised land. God told Moses to send some people into the land. Moses chose 12 men to go and look at the land.
- The 12 men went into the land. They saw the people and gathered some fruit. Then they went back to tell Moses and the other Israelites what they saw.
- Most of the people were scared. But two of the men, Joshua and Caleb, said, “God wants us to go into the land. Do not be afraid of the people in the land. God is with us!”
- God wanted His people to trust Him and obey Him.
- God told Moses that the Israelites would not go into the promised land. Only Joshua, Caleb, and the Israelites' children would one day go into the land.

3 SING A SONG

Sing the song below to the tune of “The Farmer in the Dell.”

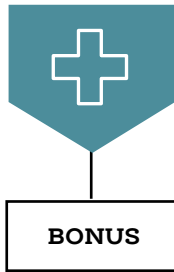
“We praise the one true God,
We praise the one true God.
He's perfect, good, and loving.
We praise the one true God.”

4 PRACTICE THE KEY PASSAGE PHRASE

Open the Bible to Exodus 15:11 and say, “We praise the one true God. He does wonderful things.” Ask the children to repeat the phrase. Invite the girls to stand and say it. Then, invite the boys to stand and say it.

5 PRAY

Pray, thanking God that He is the one true God and that He does wonderful things. Thank Him that we can learn about ways that He helped His people in the Bible.



TEACHING HOUR

BONUS Teaching Hour Activities

6 MAKE A RECTANGLE COLLAGE



Cut rectangles from construction paper, enough for each child to have several rectangles. Place the rectangles, sheets of paper, and glue on a table. Encourage each child to try to write his name on a piece of paper. Help as needed. Lead them to glue rectangles on their papers to make a collage. Comment that the rectangles the children are gluing remind you of bricks and blocks. Talk about the walls of the city that the men explored and the buildings in the city. Look out the window for buildings near your church made of bricks and blocks. Talk about the building materials used in building your church.

SAY “ Moses chose twelve men to explore the promised land. They saw that the city had walls and buildings and strong men. They knew that God had promised to give them the land but some of them were afraid to go into the land. Two men named Joshua and Caleb believed that they should trust God and obey Him. Joshua and Caleb trusted God. ”

7 GRAPH YOUR FAVORITE FRUITS

Encourage the children to name as many fruits as they can. Print the names of the fruits across the top of a large sheet of paper. Quickly draw a simple picture of each fruit under the names. Ask each child to name his favorite fruit from the fruits listed. Print each child's name under the fruit they answered. (For small groups, you may have time for each child to name two or three favorite fruits.) Count the names under each fruit and compare the numbers. Name the fruit liked by the most children.

SAY “ We learned the fruit that is liked by the most people in our class. The men who explored the promised land brought back fruit to show God's people. Joshua and Caleb knew that God had promised them the land. They knew God did wonderful things. They trusted God and wanted to obey Him, but the other ten men were afraid and did not trust God. ”

8 MAKE AN OBSTACLE COURSE

Guide children to set up an obstacle course to complete. They might use chairs to go around, tables to go under, tape squares to jump into, tape lines to follow, and think of activities to do like bouncing a ball three times. Use tape to make arrows on the floor to show where the children should go next. Lead children a few at a time through the obstacle course. Compliment the children for following the directions.

SAY “ God told Moses to send some people into the land. So Moses chose twelve men to go into the land to explore and come back and tell the other people what they found. When the twelve men came back, the Israelites did not obey God. No, they did not trust Him. God sent Jesus to show us how to trust Him. When we trust in Jesus, God forgives our sins. ”

Release preschoolers to parents according to your church's security procedure. Tell them something that their child enjoyed doing or did well during the session.