



UNIT 8 | SESSION 2

GOD GAVE THE PEOPLE THE LAND

JOSHUA 7-11

KEY PASSAGE:

Psalm 77:14

BIG PICTURE QUESTION:

What is a miracle? A miracle is something God does that usually cannot be done so that we can know He is all-powerful.

CHRIST CONNECTION:

Joshua's name means "The LORD is salvation." God fought for Joshua and the Israelites, saving them and giving them victory over their enemies. Sinners can look to God for victory over sin and death.



PRIOR TO TEACHING THE SESSION



LEADER Bible Study

In today’s story, we see that God fights for His people and gives them peace and rest. We live in a world filled with conflict and pain. We desperately want peace. The reality is that true peace doesn’t come from any amount of solitude or self-confidence; we need true peace that comes from being forgiven. Peace comes as we trust in the finished work of Jesus. His forgiveness, not our own effort, brings us lasting peace.

Read the words of the apostle Paul in Ephesians 2:12-14. In a world of conflict, Christ is our hope. In a world filled with division, He is our peace. This peace and hope Paul speaks of are available to us when we place our trust in Christ alone for our salvation. This is a continual, daily dying to self so that we may live in Christ.

What is so interesting about the section of Scripture your kids will be learning about today is that it shows us that we humans have not changed and God has not changed. Israel obeyed God at Jericho, and God fought for His people. They enjoyed good success.

Next, they went up against a smaller city and relied on their own strength rather than seeking God’s strength. They disobeyed and took things devoted to God and fought a battle at Ai without consulting God and His

plan. Their lives were filled with disunity. Sin is the reason our world is in disunity. The lie we believe is that sin is personal and doesn’t affect anyone else. Sin is the rejection of God Himself and the placing of our trust in things He has made. The sin of one Israelite—Achan—affected him, his family, and the whole nation.

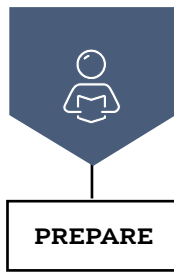
Joshua’s response was right. He humbled himself, appealed to God’s covenant-keeping power, and responded with obedience when God spoke to him.

When we sin, we must recognize the damage that it creates in our lives and in the world. Our response must not be to cover it up but to run to Christ because He is our hope, our life, and our peace.

Dwell on these words from theologian Charles Spurgeon: “My faith rests not upon what I am or shall be or feel or know, but in what Christ is, in what He has done, and in what He is now doing for me. Hallelujah!”

PEOPLE TO KNOW

- Enemies Israel battled:**
- Philistines (1 Sam. 17)
 - Jerichoans (Josh. 6)
 - Five kings (Josh. 10)
 - Canaanites (Judg. 4)
 - Midianites (Judg. 7)
 - Babylonians (2 Kings 25)



PRIOR TO TEACHING THE SESSION

GATHER Supplies

Keep a regular supply of the following items available at all times: Bibles, pens or pencils, markers, crayons, colored pencils, scissors, glue or tape, paper.



WELCOME

Activity Page

- "A Long Day" activity page

Session Starter (Option 1)

- clear contact plastic
- tissue paper



LEARN

Introduce the Session

- countdown video

Big Picture Question

- Big Picture Question Poster

Review the Timeline

- Giant Timeline

Tell the Bible Story

- "God Gave the People the Land" video
- Bible Story Picture Poster

Questions from Kids

- "Unit 8, Session 2" questions from kids video

Missions Moment

- "Worthy Family Poster" printable

Key Passage Activity

- Key Passage Poster
- "The God Who Works Wonders (Psalm 77:14)" song
- worship song of your choice (optional)



LOVE

Discussion & Bible Skills

- Small Group Timeline and Map Set (optional)



LIVE

Activity Choice (Option 1)

- raw spaghetti noodles
- marshmallows

Activity Choice (Option 2)

- table tennis balls, 5

Reflection and Prayer

- Bible Story Coloring Page (optional)



WELCOME Kids

Greet each kid as he or she arrives. Use this time to collect the offering, fill out attendance sheets, build relationships, and help new kids connect to your group.

SAY “Have you ever run out of time when working on a task or assignment? In today’s Bible story, something like that happened to the Israelites. They began to run out of daylight before finishing an important battle. What do you think they did?”

1 ACTIVITY PAGE (5 minutes)

Invite kids to complete “A Long Day” on the activity page.

SAY “This activity led you through your daily routine. At the end of a long day, you may want to sleep. Today, we will learn about a time Joshua wanted a long, hard day to last just a little longer.”

2 SESSION STARTER (10 minutes)

OPTION 1: CATCH THE SUN

Tear various sizes of tissue paper. Cut two identical pieces of clear contact plastic. These should be about the size of a regular sheet of printer paper. Remove the backing from one contact plastic sheet, revealing the sticky side. Lay the contact plastic sticky side-up on a flat surface. If needed, put tape under the four corners of the contact plastic to keep it flat and taut. Invite kids to stick tissue paper onto the contact plastic to cover it. Pieces may overlap. Peel the second sheet of contact plastic and place it over the first one, sticky side-down. Press firmly to seal. Invite kids to use the scissors to cut various shapes from the page. Consider adhering the shapes to a window to watch the sun shine through.

SAY “During today’s Bible story, you’ll hear about a time when the sun stood still. This was a miracle—something God does that usually cannot be done so that we can know He is all-powerful.”

OPTION 2: “SAVE US” FREEZE TAG



Select a kid to be It. She will chase other kids to tag them. When tagged, players must freeze and call out, “Help us! Save us!” Other players may unfreeze them by tagging frozen players and saying, “The Lord fights for Israel!” Continue play as time allows.

SAY “To be unfrozen, you needed help! During today’s Bible story, we will learn that the Gibeonites needed help from the Israelites. How do you think God’s people responded?”

Transition from **WELCOME** to **LEARN**





THE STORY OF THE GOSPEL

INTRODUCE the Bible Story

1 INTRODUCE THE SESSION (3 minutes)

Show the countdown video as you transition to introduce the Bible story. Set it to end as the session begins.

SAY “ Hey, friends! I’m so thankful you are here today. Here in [ministry name] we study the Bible, God’s Word. Did any of you bring your Bible? [Allow responses and distribute Bibles to any kids who need one.] We study the Bible to learn the big story God is telling about His Son, Jesus, who came to rescue us from sin. Today, we will hear about a time God’s people were very close to conquering all the land God had promised them.

Have you ever heard the phrase, ‘It’s so close, I can taste it’? When I think of this saying, I picture my mouth watering at the smell of some delicious dessert that is just a short distance away. Though it may not be in my view yet, I know it’s there. This might have been what it was like for the Israelites as they defeated enemies in the promised land. They had defeated Jericho and Ai and were so close to fully experiencing God’s good promise to give the people the land. This is where today’s Bible story begins. ”

2 BIG PICTURE QUESTION (1 minute)

SAY “ The Israelites had a few more battles to fight, but one was against five different kings and their armies. If you think that would take a miracle to win, you are correct! **What is a miracle? A miracle is something God does that usually cannot be done so that we can know He is all-powerful.** There are no limits to what God can do. When God performs miracles, His full power is on display. You may be wondering why this is important. In life, there will be times in which you feel powerless. You might face a situation that seems impossible. But looking at the Bible’s record of God’s miracles can give you courage to trust that He is the same all-powerful God today that He was back then. There is no one like our God! We can go to Him with every need and trust that He cares. He has all power. He is able to turn things around for us, just as He did for Israel. ”

3 REVIEW THE TIMELINE (1 minute)

Show the giant timeline. Point to individual Bible stories as you review.

SAY “ Last week, we learned that spies were sent to scout out Jericho. By faith, a woman named Rahab believed God would win the battle. She agreed to help the spies and God was gracious to her and promised to save her from the destruction of the city. Then, after seven days of marching, the walls miraculously fell down—God defeated Jericho! Today’s story will show us another time God miraculously gave His people victory. ”



THE STORY OF THE GOSPEL

LEARN the Bible Story

1 TELL THE BIBLE STORY: VIDEO OR STORYTELLER (10 minutes)

Open your Bible to Joshua 7–11. Use the Bible storytelling tips to help you tell the story, or show the Bible story video “God Gave the People the Land.” Use the bold text to retell or review the story.

GOD GAVE THE PEOPLE THE LAND

“**God was with His people when they entered the promised land.** Joshua and the Israelites defeated the cities of Jericho and Ai (AY igh). They **made peace with the people of Gibeon** (GIB ih uhn).

Then **one day, a king called to four other kings.** These kings did not love God or worship Him, but **they had heard about God’s people and they were afraid.** **The first king said, “Gibeon made peace with Joshua and the Israelites. Help me attack Gibeon.”** So **the five kings joined forces** and went up with all their armies to **fight against Gibeon.**

Soon **the men of Gibeon sent a message** to Joshua: **“Help us! Save us! All the kings in this land are fighting against us!”**

So Joshua and his whole army went to help Gibeon. **The Lord said to Joshua, “Do not be afraid of the kings, for I have handed them over to you.** Not one of them will be able to stand against you.”

Joshua and his army marched all night and surprised the five kings’ armies. As the Israelites fought, **God confused the kings’ armies and helped Israel defeat their enemies.** The five kings’ armies fled, but God sent hail to stop them.

The battle wasn’t over yet. **Joshua needed more time to fight before the sun went down. So Joshua prayed to God, “Sun, stand still over Gibeon, and moon, over the valley.”** **The sun stood still and the moon stopped for almost a full day.** Israel and Gibeon defeated the five kings.

As the Israelites traveled in the promised land, they took over many other cities. **God fought for His people and helped them conquer the land** God had promised to Abraham, Isaac, and Jacob. Then for many years, **God gave the Israelites peace and rest** from their enemies.

Christ Connection: Joshua’s name means “The LORD is salvation.” God fought for Joshua and the Israelites, saving them and giving them victory over their enemies. Sinners can look to God for victory over sin and death. God brought us salvation by sending His Son, Jesus, to die on the cross and rise again. ”

STORYTELLING TIPS

Reenact the story: Tell today’s Bible story using the kids to reenact the scenes. Select five kings and assign several kids to be in their armies. The rest of the kids can represent Joshua, the Israelites, and the Gibeonites.

Turn off the lights Joshua and the people surprised the five kings by marching at night. Turn a few of the lights off while the kids act out the Bible story. Make sure there is enough light so everyone stays safe.



THE STORY OF THE GOSPEL

2 REVIEW THE BIBLE STORY

SAY “ Do you remember all the way back in Genesis, when God promised Abraham a large family and land of their own? God kept His promises to Abraham. Israel was already a large nation, and now He had given the Israelites the promised land.

It is important for us to remember that the Israelites did not earn the land. God did not give them miraculous victories because of how good and holy they were. God keeps His promises because He is good and holy; He is always faithful. God does incredible, wonderful things to provide for His people, even stopping the sun to extend the day. No one else can command the sun and moon and then they obey. God rules over His creation and it must obey Him. We are also a part of God’s creation, but we are broken by sin and resist obeying God. That’s why we needed a Rescuer.

God promised to send a Rescuer, Jesus, to fulfill the promise to bless the whole world through Abraham’s family. Jesus lived a perfect life and died on the cross in our place. On the third day, He rose again—a true miracle. **What is a miracle? A miracle is something God does that usually cannot be done so that we can know He is all-powerful.** Believers who trust in Jesus are blessed and become a part of God’s family. Through Jesus, God gives us miraculous victory over sin and death. ”

3 CHRIST CONNECTION

SAY “ Joshua’s name means ‘The LORD is salvation.’ God fought for Joshua and the Israelites, saving them and giving them victory over their enemies. When they were attacked, the Gibeonites cried out to Joshua, ‘Help us! Save us!’ Sinners need salvation as well. Sinners can look to God for victory over sin and death. Sinners can cry out to Jesus, ‘Help us! Save us!’ God brought us salvation by sending His Son, Jesus, to die on the cross and rise again. He fought against sin and death and won. Jesus is the only way to salvation. ”

(Tip: Use Scripture and the Gospel Plan Poster to explain how to become a Christian. Make sure kids know when and where they can ask questions.)

4 QUESTIONS FROM KIDS (3 minutes)

Show the “Unit 8, Session 2” questions from kids video. Prompt kids to discuss:

1. What should you do if you feel jealous of a friend?
2. What has God given you that you can be thankful for?

5 MISSIONS MOMENT (3 minutes)

Show the poster and ask the kids to share what they remember about the Worthy family. Ask a volunteer to find Italy on a map.

SAY “ Joshua prayed to God, asking for more daylight to fight Israel’s enemies. Do you think it could be a good thing for people to see you and your family praying before a meal? How might that help you share the gospel with them? (They could see that we love Jesus. They might feel they could



THE STORY OF THE GOSPEL

ask us questions about Jesus.) One day, when the Worthys prayed over a meal in a restaurant, a worker asked them if they believe in Jesus. Prayer is powerful. In this case, prayer led to a new friendship and a conversation about Jesus. ”

Pray and ask God to give the kids opportunities to talk to others about Jesus this week.

6 KEY PASSAGE ACTIVITY (5 minutes)

Show the key passage poster. Lead kids in reading aloud Psalm 77:14 together.

SAY “ God revealed His strength when he defeated the five kings. He fought for His people by miraculously causing the sun to stand still. Our God is wonderful! ”

Write each word of the key passage on a separate sticky note. Prepare enough sets of sticky notes for each team of four or five kids. Mix up the sets of sticky notes and place them on a table. Players on each team will take turns racing to find the first word of the key passage and return it to their teams. The first team to complete the key passage and recite the key passage in unison wins.

Lead kids to sing “The God Who Works Wonders (Psalm 77:14).” You may also choose to sing a worship song of your choice.

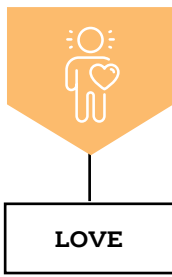
7 PRAY (2 minutes)

Invite kids to pray before transitioning to Love.

SAY “ Thank You God for Your miracles. They show us Your power and strength. There is no one like You! Help us to look to You for all that we need. We love You. Amen. ”

Transition from **LEARN** to **LOVE**





THE GOD OF THE GOSPEL

LOVE God by Applying the Story

1 REVIEW & BIBLE SKILLS (5 minutes)

Distribute Bibles. Guide boys and girls to open their Bibles to Joshua 7-11. Explain that this week's Bible story is a fulfillment of God's promise to Abraham in Genesis. Tell the kids they can find God's promise to Abraham by going to Genesis 15:18. Explain that Genesis is the first book of the Bible. Ask a kid to explain which divisions Genesis and Joshua are in. (Law; Old Testament History)

Choose a volunteer to read aloud Joshua 11:23. If there are no strong readers in your group, ask the kids to follow along as you read the verses aloud. Explain that Gibeon would have been a bit northwest of Jerusalem. Consider pointing out the location of Jerusalem (H5) on the Old Testament Kingdoms Map.

SAY ☞ God kept His promises to Abraham, Isaac, and Jacob. He made the people of Israel into a great nation. God kept His promises to Moses and all the people. God delivered the Israelites from Egyptian captivity. God provided for the people in the wilderness. After this, God gave the people the land. God performed many miracles while keeping all these promises. **What is a miracle? A miracle is something God does that usually cannot be done so that we can know He is all-powerful.** After they fought their enemies, God gave the people rest from war. All the nations heard of God's great power through these miracles. He deserves our honor and worship. No one is like God! ☞

2 GROUP DISCUSSION (10 minutes)

Ask the following questions. Lead the group to discuss.

| **SAY** ☞ Why is it important to know God's promises? ☞

Lead kids to discuss how knowing God's promises makes it easier to trust Him. When we know God's promises, we can remember them in times of trouble. The Israelites knew what God promised Abraham and remembering the promised helped them endure. When Israel faced the five kings, God told Joshua He would give him victory over the kings. Knowing God's promises helps trust Him in times of fear.

| **SAY** ☞ Why did God make the sun stand still in the sky? ☞

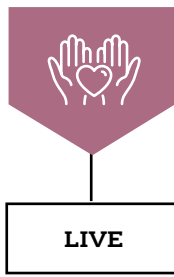
Help kids recall that God showed His power over all things. God often used miracles to help His people learn to trust Him. The Israelites needed help defeating their enemies. God is all powerful and defeated the five kings for His people.

| **SAY** ☞ How has God fought for us to give us miraculous victory? ☞

Remind the kids that we are all born dead in sin. We cannot save ourselves, and our hearts are broken so that we do not love God or want to obey Him. Jesus' perfect life, sacrificial death, and miraculous resurrection won the battle against sin and death. Everyone who trusts in Jesus shares in His victory.

Transition from **LOVE** to **LIVE**





THE MISSION OF THE GOSPEL

LIVE the Mission

1 ACTIVITY CHOICE (10 minutes)

OPTION 1: PISA PASTA



Group the kids into teams. Give each team raw spaghetti noodles and marshmallows. Remind the kids of the Tower of Pisa in Italy that the Worthy kids showed them.

SAY “ There are more than 70 types of pasta in Italy. Most Americans are familiar with spaghetti. You are going to make your own tower, using nothing but spaghetti and marshmallows. It’s OK if your tower leans like the Tower of Pisa, but if it falls you have to start again. The team that builds the tallest tower wins. ”

Show the kids how to poke the ends of the spaghetti noodles into the marshmallows to construct a tower. When the kids have finished their towers, ask each team to share a fact they remember about the Worthys or Italy.

OPTION 2: WAR BALL



Using masking tape to divide the room in half. Form two teams of kids. Instruct the teams to stand on opposite sides of the room. Place five table tennis balls or paper wads in the center of the room.

At your signal, players on each team will try to throw the lightweight balls to hit the opposing team. Players who are hit must freeze in place. Players may not cross the center line. Other teammates may use frozen players for cover. The last team with unfrozen players wins.

SAY “ In that game, getting hit by a ball meant you had to freeze in place and hope the rest of your team could win the game for you. That reminds me of the Israelites conquering the promised land. Although the Israelites did fight battles, it was God who gave them miraculous victories. All they had to do was trust Him. God gave His people the land and a time of peace. ”

2 REFLECTION AND PRAYER (5 minutes)

Distribute a sheet of paper and pencil to each kid. Ask the kids to write about or draw a picture to answer the following questions:

- What does this story teach me about God or the gospel?
- What does this story teach me about myself?
- Who can I tell about this story?

Be sure to send the sheets home with the kids along with the activity pages so parents can continue to discuss the Bible story with their kids. If time remains, take prayer requests or allow kids to complete the Bible story coloring page. Pray for your group.