



UNIT 8 | SESSION 2

# GOD GAVE THE PEOPLE THE LAND

JOSHUA 7-11

## CHRIST CONNECTION:

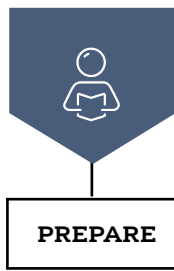
God saved the Israelites and gave them victory over their enemies. God saved sinners by sending His Son, Jesus, to die on the cross. Jesus gives us victory over sin and death.

## BIG PICTURE QUESTION:

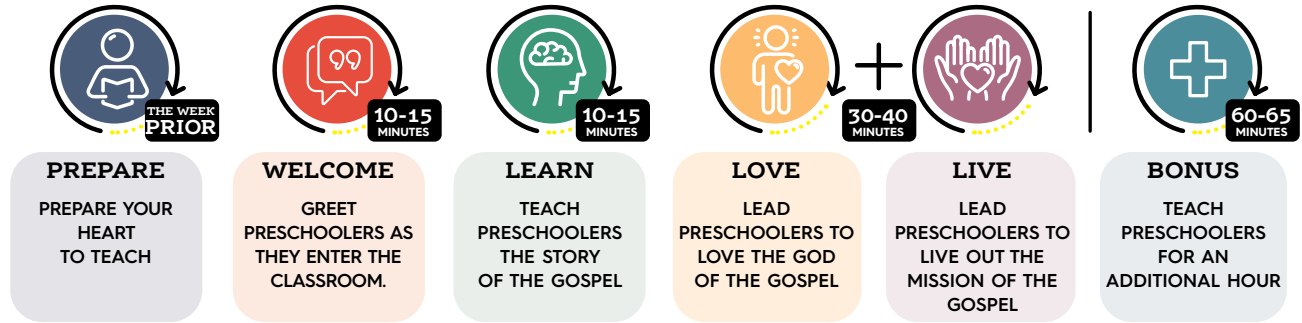
What is a miracle? A miracle is something that shows God's power.

## KEY PASSAGE PHRASE:

God shows His strength to people. Psalm 77:14



## YOUR HEART TO TEACH



## LEADER Bible Study

In today's story, we see that God fights for His people and gives them peace and rest. We live in a world filled with conflict and pain. We desperately want peace. The reality is that true peace doesn't come from any amount of solitude or self-confidence; we need true peace that comes from being forgiven. Peace comes as we trust in the finished work of Jesus. His forgiveness, not our own effort, brings us lasting peace.

Read the words of the apostle Paul in Ephesians 2:12-14. In a world of conflict, Christ is our hope. In a world filled with division, He is our peace. This peace and hope Paul speaks of are available to us when we place our trust in Christ alone for our salvation. This is a continual, daily dying to self so that we may live in Christ.

What is so interesting about the section of Scripture your kids will be learning about today is that it shows us that we humans have not changed and God has not changed. Israel obeyed God at Jericho, and God fought for His people. They enjoyed good success.

Next, they went up against a smaller city and relied on their own strength rather than seeking God's strength. They disobeyed and took things devoted to God and fought a battle at Ai without consulting God and His plan. Their lives were filled with disunity. Sin

is the reason our world is in disunity. The lie we believe is that sin is personal and doesn't affect anyone else. Sin is the rejection of God Himself and the placing of our trust in things He has made. The sin of one Israelite—Achan—affected him, his family, and the whole nation.

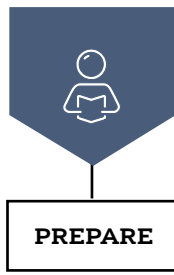
Joshua's response was right. He humbled himself, appealed to God's covenant-keeping power, and responded with obedience when God spoke to him.

When we sin, we must recognize the damage that it creates in our lives and in the world. Our response must not be to cover it up but to run to Christ because He is our hope, our life, and our peace.

Dwell on these words from theologian Charles Spurgeon: "My faith rests not upon what I am or shall be or feel or know, but in what Christ is, in what He has done, and in what He is now doing for me. Hallelujah!"

### PEOPLE TO KNOW

**Enemies Israel battled:**  
 Philistines (1 Sam. 17),  
 Jerichoans (Josh. 6),  
 Five kings (Josh. 10),  
 Canaanites (Judges 4),  
 Midianites (Judges 7),  
 Babylonians (2 Kings 25)



## YOUR HEART TO TEACH

### GATHER Supplies

Keep a supply of the following items available during all teaching sessions: Allergy Alert, Bibles, washable markers, crayons, scissors (adult use), blunt-tipped scissors, construction paper, copy paper, glue sticks, glue, tape, baby dolls, blocks, play dough, and a beanbag.



#### WELCOME

##### Discover God's miracles

- Big Picture Question Poster
- small gift bag used in "Discover God's miracles" from last session (keep to use throughout the unit)
- small star such as a paper or plastic star, a puzzle piece, or a cookie cutter



#### LEARN

##### Stand up

- Bible Story Picture

##### Say the key passage phrase

- Key Passage Phrase Marker



#### LOVE

##### Explore ice

- smocks
- towels
- container to hold ice
- cups, large spoons, scoops
- ice cubes
- mittens (optional)

##### Prepare babies for bed

- doll clothes
- small blankets
- baby bottles



#### LIVE

##### Paint with yellow and orange paint

- smocks
- large construction paper, 1 per child
- yellow and orange paint
- containers for paint
- paintbrushes

##### Make pasta necklaces

- "Worthy Family Poster" printable
- uncooked pasta easy for preschoolers to thread such as elbow macaroni, penne, or ziti
- bowls
- ribbon or chenille stems

##### Snack and transition

- snacks
- Activity Page, 1 per child



#### BONUS

##### Use a high voice

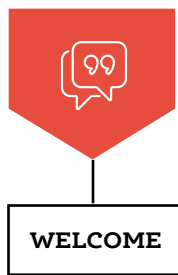
- Key Passage Phrase Marker

##### Unpack bags

- bag or small suitcase
- children's clothing
- children's pajamas
- socks
- empty travel size containers

##### Create a sun

- white, yellow, and orange construction paper



Provide as many learning activities as possible from the *Love* and *Live* sections to give preschoolers choices to learn. Incorporate the Bible story, the Christ connection, and key passage phrase in your conversation as the preschoolers engage in learning activities throughout the session.

## WELCOME

Use the following activity to greet children as they enter the classroom. Talk about the big picture question and answer. After each child completes the welcome activity, encourage him to participate in the activities provided from the *Love* and *Live* sections of the leader guide.

### DISCOVER GOD'S MIRACLES

Locate the gift bag used in “Discover God’s miracles” from last session. Gather a star shape such as a paper or plastic star, a puzzle piece, or a cookie cutter, and place it in the gift bag. Post the big picture question poster near the entrance to the classroom. Greet preschoolers as they enter the room. Encourage them to reach into the bag without looking and guess what is inside. Keep the gift bag to be used throughout the unit.

**SAY** “ I am so glad that you are at church today. The Bible tells us that ‘God shows His strength to people.’ A miracle is something that shows God’s power. You found a star in the bag. We will hear a story about how God made the sun and moon stand still in the sky. The stars did not come out because the sun stood still, and the moon stopped for almost a full day. It was a miracle that showed God’s power. ”

Transition from **WELCOME** to **LEARN**





## THE STORY OF THE GOSPEL

# LEARN the Bible Story

### 1 STAND STILL

Encourage preschoolers to stand as still as they can for a few seconds just as the sun and moon stood still in the Bible story.

**SAY** “ God made the sun and moon stand still in today’s story. It was a miracle. A miracle is something that shows God’s power. Let’s listen to our Bible story and hear how God showed His power. ”

### 2 TELL THE BIBLE STORY

Open your Bible to Joshua 7 and tell the following Bible story.

#### GOD GAVE THE PEOPLE THE LAND

**SAY** “ Joshua and the Israelites went into the promised land, and God was with them.

One day, five kings and their armies came to fight the people of Gibeon (GIB ih uhn). The people of Gibeon asked Joshua for help. “Help us! Save us!” they said. So Joshua and his army went to help the people of Gibeon. God said to Joshua, “Do not be afraid of the kings. I will help you win against them.”

When Joshua and his army got to the battle, the kings’ armies were surprised! They did not know the Israelites were coming. God helped the Israelites win. The five kings’ armies ran away, but God sent a hailstorm to stop them.

The battle was not over yet. Joshua and the Israelites needed more time to fight before the sun went down. So Joshua prayed to God. He said, “God, please make the sun and the moon stand still in the sky.” The sun stood still and the moon stopped for almost a full day.

God fought for His people and helped Joshua and the Israelites take the land God had promised to Abraham, Isaac, and Jacob. ”

Christ Connection: God saved the Israelites and gave them victory over their enemies. God saved sinners by sending His Son, Jesus, to die on the cross. Jesus gives us victory over sin and death.



## THE STORY OF THE GOSPEL

### 3 STAND UP

Lay the Bible story picture on the floor in front of the children. Invite preschoolers to stand up as they tell you something from the story that only God can do. Responses might include making the sun and moon stand still, sending hail, or fighting for His people.

**SAY** “ A miracle is something that shows God’s power. God showed His power in our story by sending a hailstorm and by making the sun and moon stand still. God saved the Israelites and gave them victory over their enemies. God saved sinners by sending His Son, Jesus, to die on the cross. Jesus gives us victory over sin and death. ”

### 4 SING A SONG

Sing the song to the familiar tune of the chorus of “Jesus Loves Me.”

“God shows His strength to people.  
God shows His strength to people.  
God shows His strength to people.  
The Bible tells us so.”

### 5 SAY THE KEY PASSAGE PHRASE

Place the key passage phrase marker in the Bible at Psalm 77:14. Invite a child to open your Bible to the key passage phrase. Encourage preschoolers to use their deepest voices to say the phrase with you several times.

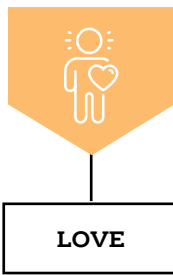
**SAY** “ God shows His strength to people. In today’s story, God showed His strength by making the sun and moon stand still. ”

### 6 PRAY

Pray, thanking God for showing His strength and helping His people win the battle.

Transition from **LEARN** to **LOVE**





## THE GOD OF THE GOSPEL

# LOVE God because of what we learned

### 1 DECIDE DAY OR NIGHT?

Invite preschoolers to play a game. Explain that you will say something that happens during the day or at night. If it happens during the day, they are to stand up tall, but if it happens at night, they are to lie down and pretend to be asleep. List activities such as eat breakfast, go to the playground, go to bed, and look at the stars. Be sure to include a few that could happen at either time such as brush your teeth or talk to God.

**SAY** “ We do some things during the day and some things at night. In our Bible story today, we will hear how God made the sun and moon stand still in the sky. The sun stood still and did not set for almost another full day. It was a miracle. A miracle is something that shows God’s power. Can you imagine what it must have been like to have such a long day? What would you do if the day lasted that long? ”

### 2 EXPLORE ICE

Cover the floor or table with a towel. Fill a container about ¼ full with ice. Place cups, large spoons or scoops, and other items on the table for preschoolers to use. Help preschoolers put on smocks over their clothes. Encourage them to explore the ice. You may want to have additional towels to warm hands if they get too cold. Consider having mittens for children to wear while playing with ice.

**SAY** “ When Joshua and his army came to the battle, the kings they were fighting against were surprised. The kings tried to run away, but God sent a storm of hail to stop them. Hail is ice that falls from the sky like rain. This ice reminds me of the hail that fell from the sky in our Bible story. ”

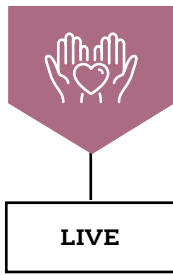
### 3 PREPARE BABIES FOR BED

Invite preschoolers to care for babies and get them ready for bed. Provide items such as doll clothes, blankets, and bottles. Demonstrate how to wrap the babies in the blankets, rock them, and sing to them. Talk about other nighttime routines preschoolers follow at home.

**SAY** “ In our Bible story today, God made the sun and moon stand still in the sky. The people did not have a night. They did not go to bed. Joshua’s army was able to keep fighting and take the land that God had promised them. God gave the Israelites victory over their enemies. Jesus gives us victory over sin and death. ”

Transition from **LOVE** to **LIVE**





## THE MISSION OF THE GOSPEL

### **LIVE** for God out of love

#### **1 PAINT WITH YELLOW AND ORANGE PAINT**

Place yellow and orange paint, smocks, paintbrushes, and paper on a table. Pour each color of paint into a container. Assist preschoolers with putting on smocks over their clothes before painting. As you give preschoolers papers, ask where you can write the key passage phrase on the papers. Read the words aloud as you write. Encourage preschoolers to use paint to create pictures on their papers.

**SAY** “ The colors you are painting with remind me of a sunny day. In our Bible story today, God made the sun and moon stand still in the sky. The sun was out for almost another full day while Joshua and his men fought in a battle. Our key passage phrase says, ‘God shows His strength to people.’ God showed His strength when He made the sun and moon stand still in the sky. ”

#### **2 MAKE PASTA NECKLACES**



Print the “Worthy Family Poster” printable. Invite preschoolers to make a pasta bracelet. Pour each type of uncooked pasta in a bowl and place the bowls on a table with pieces of ribbon or chenille stems. Show preschoolers how to thread pieces of pasta to make a necklace. Consider adding a piece of tape to one end of the ribbon as preschoolers thread pieces of pasta on their ribbons. As they work, show and talk about the “Worthy Family Poster.” Once finished, secure the ends together to form necklaces or bracelets. Pray and ask God to give the children opportunities to talk to others about Jesus this week.

**SAY** “ You are making a necklace with different types of pasta. Have you ever eaten cooked pasta? Did you know there are over 70 kinds of pasta in Italy where the Worthys live? One day the Worthys went into a restaurant, and they prayed before they ate their food. A man who was working in the restaurant saw them praying and asked them if they believe in Jesus. Something as simple as praying before they ate started a new friendship. Why do you think it could be a good thing for people to see you and your family praying before you eat? [Allow responses. Some answers might include: They could see that we love Jesus. They might ask us questions about Jesus.] ”

#### **3 SNACK AND TRANSITION**

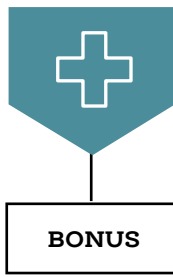


Post an allergy alert. Serve the snack. As children eat, review and talk about the Bible story. When children finish their snack, lead them to complete the activity page. As they work, continue talking about the Bible story and emphasize the Christ connection.

**SAY** “ God saved the Israelites and gave them victory over their enemies. God saved sinners by sending His Son, Jesus, to die on the cross. Jesus gives us victory over sin and death. ”

Remember to communicate helpful information to the bonus teaching hour leaders. If parents are picking up children at this time, tell them something their child did well during the session. Distribute the big picture cards for families. Encourage parents to engage with the family discussion starters and family activities during the week.





## TEACHING HOUR

# **BONUS** Teaching Hour Group Time

### **1 SHADE YOUR EYES**

Suggest preschoolers pretend to shade their eyes from the bright sun as you gather for group time. Tell them that God made the sun and the moon stand still in the sky.

### **2 TALK ABOUT THE BIBLE STORY**

Open the Bible to Joshua 7. Use the summarized points below to talk about the Bible story.

#### **GOD GAVE THE PEOPLE THE LAND**

- Joshua and the Israelites went into the promised land, and God was with them.
- One day, five kings and their armies came to fight the people of Gibeon (GIB ih uhn).
- The people of Gibeon asked Joshua for help. God told Joshua, “Do not be afraid of the kings. I will help you win against them.”
- Joshua and his army surprised the kings. God sent a hailstorm to stop them. Joshua asked God to make the sun and moon stand still in the sky, and God did!
- God fought for His people and helped Joshua and the Israelites take the land God had promised to Abraham, Isaac, and Jacob.

### **3 SING A SONG**

Sing the song below to the tune of the chorus of “Jesus Loves Me.”

“God shows His strength to people.  
God shows His strength to people.  
God shows His strength to people.  
The Bible tells us so.”

### **4 USE A HIGH VOICE**

Place the key passage phrase marker in the Bible at Psalm 77:14. Invite a child to open your Bible to the key passage phrase. Say the phrase. Encourage preschoolers to use a high, squeaky voice to say the phrase with you several times.

### **5 PRAY**

Pray, thanking God for showing His strength.



**BONUS**

TEACHING HOUR

## **BONUS** Teaching Hour Activities

### **6 PLAN YOUR DAY**



Encourage preschoolers to plan what they would want to do on a long day. Ideas might include going on a picnic, swimming, playing on the playground, making cookies, or building something. As preschoolers come up with ideas, help them act out while using words to describe their idea. For an added challenge, guide them act out the activities without words.

**SAY** “ The Israelites had a very long day when God made the sun and moon stand still in the sky. He did this so that Joshua could keep fighting and win the battle. God gave His people victory over their enemies. Jesus gives us victory over sin and death. ”

### **7 UNPACK BAGS**

Pack a few bags or small suitcases prior to the session. Include items such as clothing, pajamas, socks, and empty travel size containers. Invite preschoolers to pretend that they have arrived home after a long trip. Lead them to unpack the suitcases and pretend to put the items away.

**SAY** “ Joshua and the Israelites finally went into the promised land. They were home and God was with them. God fought for His people and helped them take the land that God had promised to Abraham, Isaac, and Jacob. How do you think the people felt when they were finally home? How do you feel when you get home after a long trip? ”

### **8 CREATE A SUN**

Draw an outline of a sun on a piece of white paper for each preschooler. Provide preschoolers with additional pieces of yellow and orange construction paper. Demonstrate how to tear the yellow and orange construction paper into small pieces. Suggest preschoolers use glue sticks to glue the torn paper onto the outlines of their sun.

**SAY** “ Joshua needed more time to fight before the sun went down, so he prayed to God. He asked God to make the sun and moon stand still in the sky. The sun stood still, and the moon stopped for almost a full day. It was a miracle. A miracle is something that shows God’s power. ”

Release preschoolers to parents according to your church’s security procedure. Tell them something that their child enjoyed doing or did well during the session.